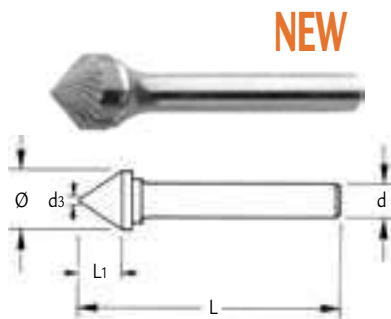

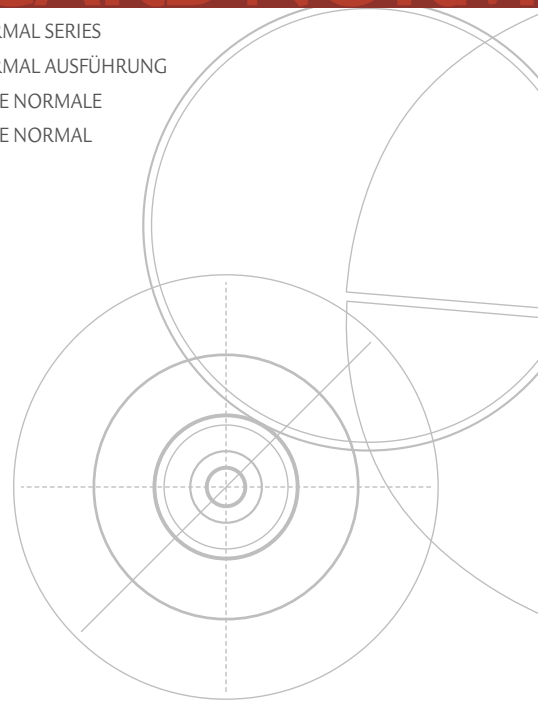


# FRESA CONICA A 60° e 90° IN METALLO DURO

CARBIDE TAPER BURR - 60°, 90°  
HARTMETALLKONISCHFRÄSER - 60°, 90°  
FRAISE CONIQUE EN CARBURE - 60°, 90°  
FRESAS CÓNICAS DE METAL DURO - 60°, 90°

# TALICARB NORM - SERIE NORMALE

TALICARB NORM - NORMAL SERIES  
TALICARB NORM - NORMAL AUSFÜHRUNG  
TALICARB NORM - SÉRIE NORMALE  
TALICARB NORM - SERIE NORMAL



Ø mm	d mm	L mm	L1 mm	d3	Tipo Type Typ	NEW	
						1 60°	3 60°
						2501	2503
						€	€
3	3	2.3	38	To point	A	10,83	10,83
6	6	5	50	To point	A	21,45	21,45
9.5	6	8	55	1	C	26,10	26,10
12.7	6	11	58	1	C	35,10	35,10
16	6	14	60	1.5	C	45,70	45,70
19	6	16	64	1.5	C	58,00	58,00
25.4	6	23	68	3	C	93,50	93,50

Ø mm	d mm	L mm	L1 mm	d3	Tipo Type Typ	NEW	
						1 90°	3 90°
						2511	2513
						€	€
3	3	1.5	38	To point	A	10,83	10,83
6	6	3	50	To point	A	21,45	21,45
9.5	6	4.7	52	1	C	26,10	26,10
12.7	6	6.3	52	1	C	35,10	35,10
16	6	8	56	1.5	C	45,70	45,70
19	6	9	58	1.5	C	58,00	58,00
25.4	6	12.7	60	3	C	93,50	93,50

Tipo A - Metallo duro • Type A - Solid Carbide • Typ A - Vollhartmetall • Type A - Carbure monobloc • Tipo A - Metal duro



Tipo C - Testa in metallo duro, attacco in HSS • Type C - Brazed steel shank • Typ C - WHM Schneiden, Schaft auf HSS  
Type C - Bout en carbure monobloc, attache en HSS • Tipo C - Cabeza de metal duro con mango en HSS