











**MASCHINEN-GEWINDEBOHRER / MACHINE TAPS**

KAT.-NR. ITEM	SIMBOL SYMBOL	Ø mm	DIN	SACKLOCH / DURCHGANGSLOCH Blind hole/ Through hole	TOLERANZ TOLERANCE	DRALLWINKEL HELIX ANGLE	ANSCHNITT FORM CHAMFER FORM
------------------	------------------	---------	-----	---	-----------------------	----------------------------	--------------------------------

**Extra langer Schaft / Extra long shank**

<b>6842</b> 	M	3 ÷ 6	ILIX NORM		6H	0°	B
<b>6840</b> 	M	3 ÷ 6	ILIX NORM		6H	40°	C
<b>6843</b> 	M	8 ÷ 20	ILIX NORM		6H	0°	B
<b>6841</b> 	M	8 ÷ 20	ILIX NORM		6H	40°	C

**TR** ■ Trapez / Trapezoidal

<b>6938</b> 	TR	10 ÷ 36	ILIX NORM	 	7H	0°	-
<b>6939</b> 	TR	10 ÷ 36	ILIX NORM	 	7H	0°	-
<b>6937</b> 	TR	10 ÷ 30	ILIX NORM	 	7H	0°	C