









## MASCHINEN-GEWINDEBOHRER / MACHINE TAPS

KAT.-NR. ITEM	SIMBOL SYMBOL	Ø mm	DIN	SACKLOCH / DURCHGANGSLOCH Blind hole/ Through hole	TOLERANZ TOLERANCE	DRALLWINKEL HELIX ANGLE	ANSCHNITT FORM CHAMFER FORM
<b>N 15°</b>							
<b>6675</b> 	RP	1/8 ÷ 1	5156		-	15°	C
<b>N 40°</b>							
<b>6644</b> 	M	2 ÷ 10	371		6H-6G 7G	40°	C
<b>6867</b> 	M	3 ÷ 10	371		6H	40°	E
<b>6638</b> 	M	3 ÷ 36	376		6H-6G 7G	40°	C
<b>6868</b> 	M	12 ÷ 20	376		6H	40°	E
<b>6652</b> 	MF	3 ÷ 30	374		6H	40°	C
<b>6877</b> 	MF	6 ÷ 20	374		6H	40°	E
<b>6691</b> 	UNC	2 ÷ 3/8	2184/1		2B-3B	40°	C
<b>6694</b> 	UNC	7/16 ÷ 1x8	2184/1		2B-3B	40°	C
<b>6680</b> 	UNF	5 ÷ 3/8	2184/1		2B-3B	40°	C
<b>6688</b> 	UNF	7/16 ÷ 1	2184/1		2B-3B	40°	C
<b>6836</b> 	BSW/W	1/8 ÷ 1 3/8	371*		-	40°	C
<b>6837</b> 	BSW/W	7/16 ÷ 1	376*		-	40°	C
<b>6703</b> 	BSP/G	1/16 ÷ 1	5156		-	40°	C